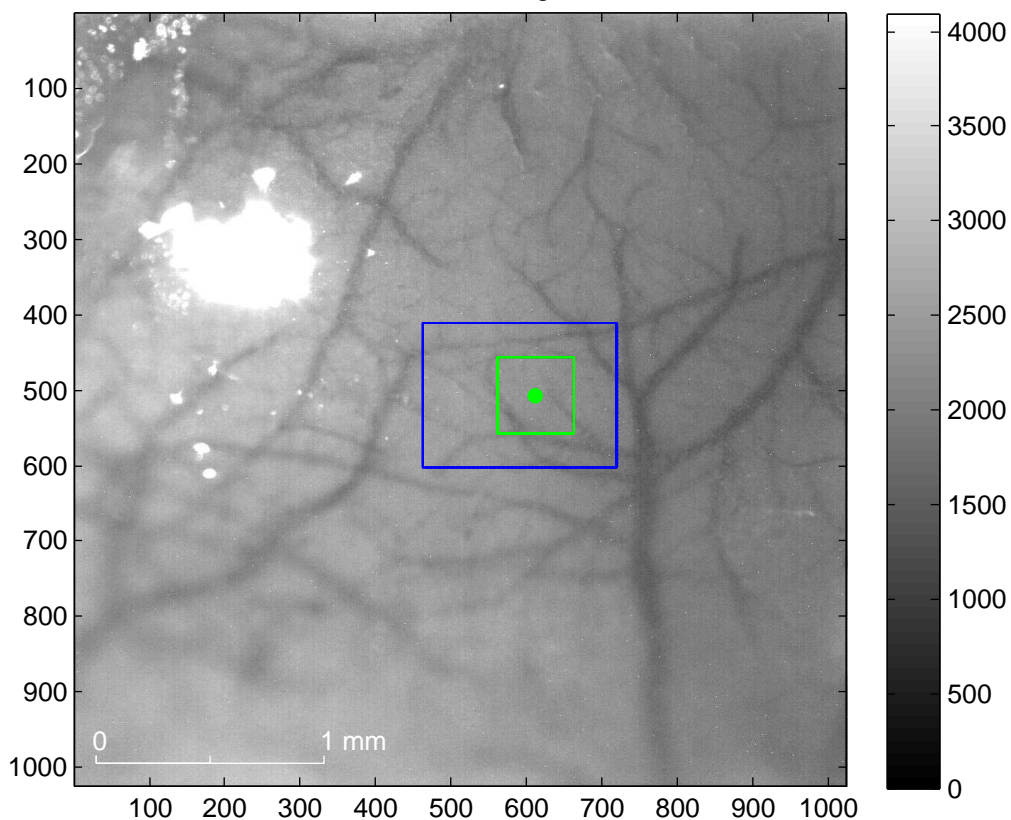



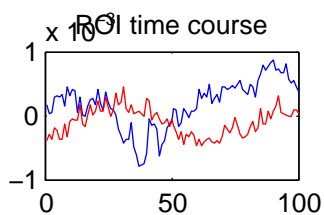
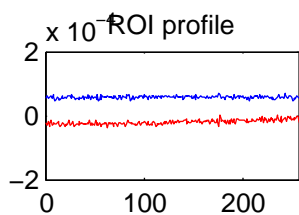

Anatomical image



No stimulation image



Stimulation image



Stimulation params:

Number of trials: **15**
Trial duration: **10 s**
Onset stimulus: **4 s**
Stimulus length: **4 s**
Stimulus frequency: **10 Hz**
Inter Stimulus Intervals: **4 s**
Type of stimulus: **Rect**

Experiment id:

Experiment date: **20250429**
Mouse name: **MH031**
Stimulation site: **C2**
Magnification: **3.2**
FOV: **3.4 mm**
Skip trial(s) #: **11**